

CLEAN TRAY STAINLESS STEEL CABLE TRAY, TYPE 1



INDUSTRY STANDARDS

UL Classified; File No. E263414
 This product is classified as to its suitability as an equipment grounding conductor only.

NEMA/EEMAC Type 1

APPLICATION

The Clean Tray Stainless Steel Cable Tray is designed to protect rated cabling in applications that require frequent washdown. A variety of sloped-top fittings with front, inside or outside cover options allows for highly-customized runs using standard catalog product and supports directional control of washdown effluence.

FEATURES

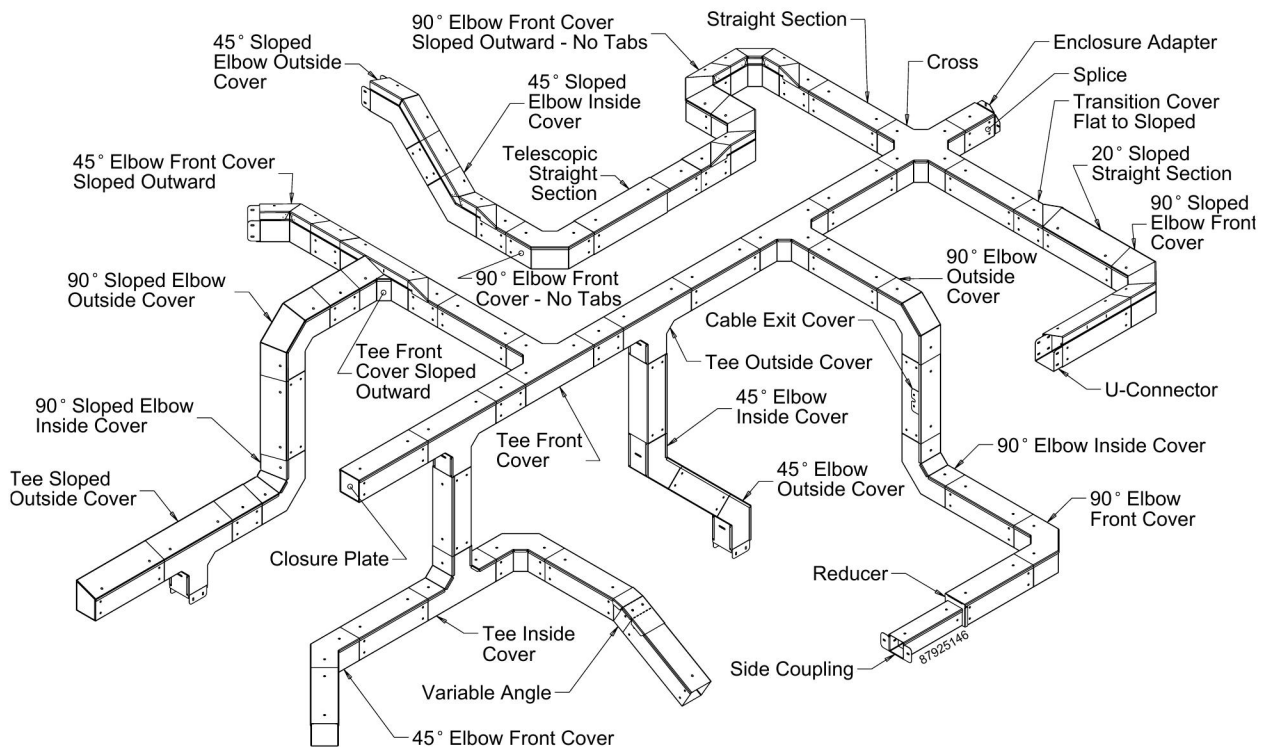
- Adjustable dividers
- Tops and sides can completely open
- Flat cover and 20-degree sloped cover models available
- Perforated fittings and straight sections
- Elbows contain three cover options: front, inside and outside
- Connecting hardware is included with each model
- Quarter-turn latches

SPECIFICATIONS

- 18 gauge stainless steel

FINISH

Smooth brushed finish

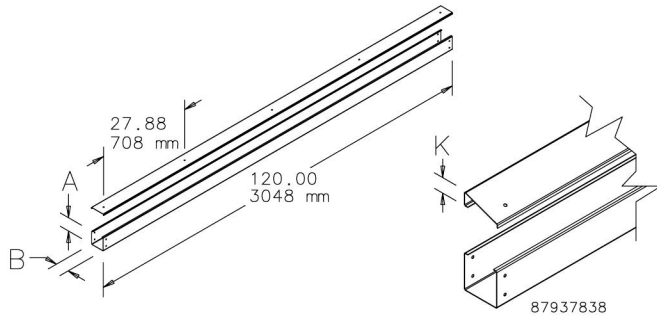


STRAIGHT SECTION



Straight sections are available in 10-ft. lengths with or without perforations. Available with a 20-degree sloped cover in some sizes. One U-connector and hardware is supplied with each straight section.

BULLETIN: F23



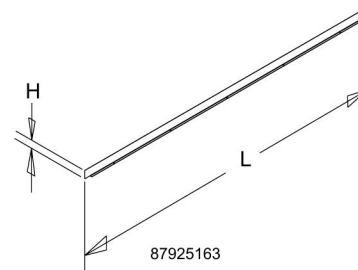
Catalog Number	AxBxC in./mm	Description	K in./mm
CT22120SS	2.00 x 2.00 x 120.00 51 x 51 x 3048	Standard	—
CT33120SS	3.00 x 3.00 x 120.00 76 x 76 x 3048	Standard	—
CT44120SS	4.00 x 4.00 x 120.00 102 x 102 x 3048	Standard	—
CT46120SS	4.00 x 6.00 x 120.00 102 x 152 x 3048	Standard	—
CT66120SS	6.00 x 6.00 x 120.00 152 x 152 x 3048	Standard	—
CT22P120SS	2.00 x 2.00 x 120.00 51 x 51 x 3048	Perforated	—
CT33P120SS	3.00 x 3.00 x 120.00 76 x 76 x 3048	Perforated	—
CT44P120SS	4.00 x 4.00 x 120.00 102 x 102 x 3048	Perforated	—
CT46P120SS	4.00 x 6.00 x 120.00 102 x 152 x 3048	Perforated	—
CT66P120SS	6.00 x 6.00 x 120.00 152 x 152 x 3048	Perforated	—
CTS33120SS	3.00 x 3.00 x 120.00 76 x 76 x 3048	Sloped Top	1.06 24
CTS44120SS	4.00 x 4.00 x 120.00 102 x 102 x 3048	Sloped Top	1.42 36
CTS46120SS	4.00 x 6.00 x 120.00 102 x 152 x 3048	Sloped Top	2.16 55
CTS66120SS	6.00 x 6.00 x 120.00 152 x 152 x 3048	Sloped Top	2.16 55
CTS33P120SS	3.00 x 3.00 x 120.00 76 x 76 x 3048	Sloped Top Perforated	1.06 27
CTS44P120SS	4.00 x 4.00 x 120.00 102 x 102 x 3048	Sloped Top Perforated	1.42 36
CTS46P120SS	4.00 x 6.00 x 120.00 102 x 152 x 3048	Sloped Top Perforated	2.16 55
CTS66P120SS	6.00 x 6.00 x 120.00 152 x 152 x 3048	Sloped Top Perforated	2.16 55

DIVIDER STRAIGHT SECTION

Used to divide one straight section into two sections.

BULLETIN: F23

Catalog Number	H in./mm	L in./mm	Fits Cable Tray Size in./mm
CT33DSS	2.13 54	120 3048	3.00 x 3.00 76 x 76
CT44DSS	3.13 79	120 3048	4.00 x 4.00, 4.00 x 6.00 102 x 102, 102 x 152
CT66DSS	5.13 130	120 3048	6.00 x 6.00 152 x 152



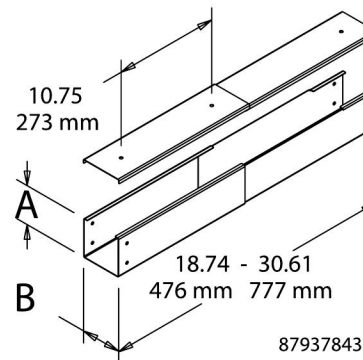
TELESCOPIC STRAIGHT SECTION



Adjusts from 18.74 in. to 30.61 in.

BULLETIN: F23

Catalog Number	AxB in.	AxB mm
CT22TSS	2.00 x 2.00	51 x 51
CT33TSS	3.00 x 3.00	76 x 76
CT44TSS	4.00 x 4.00	102 x 102
CT46TSS	4.00 x 6.00	102 x 152
CT66TSS	6.00 x 6.00	152 x 152



DIVIDER, TELESCOPIC STRAIGHT SECTION

Must be trimmed to length.

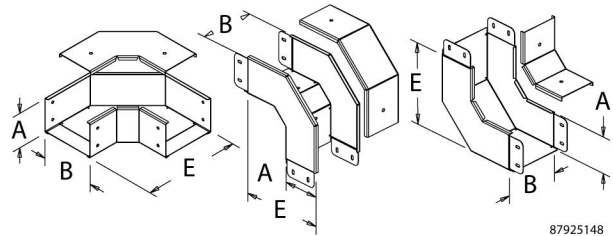
BULLETIN: F23

Catalog Number	AxB in.	AxB mm
CT33TDSPSS	3.00 x 3.00	76 x 76
CT44TDSPSS	4.00 x 4.00	102 x 102
CT66TDSPSS	6.00 x 6.00	152 x 152

90-DEGREE ELBOWS



BULLETIN: F23



87925148

Used wherever a 90-degree transition is required. Models without tabs connect directly to another elbow without using a splice.

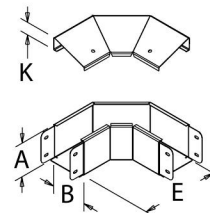
Catalog Number	AxB in.	AxB mm	Description	E (in.)	E (mm)	K (in.)	K (mm)
CT22EFC90SS	2.00 x 2.00	51 x 51	Top Cover	6.00	152	—	—
CT33EFC90SS	3.00 x 3.00	76 x 76	Top Cover	7.00	178	—	—
CT44EFC90SS	4.00 x 4.00	102 x 102	Top Cover	9.00	229	—	—
CT46EFC90SS	4.00 x 6.00	102 x 152	Top Cover	11.00	279	—	—
CT66EFC90SS	6.00 x 6.00	152 x 152	Top Cover	11.00	279	—	—
CT22EFCNT90SS	2.00 x 2.00	51 x 51	Top Cover without Tabs	6.00	152	—	—
CT33EFCNT90SS	3.00 x 3.00	76 x 76	Top Cover without Tabs	7.00	178	—	—
CT44EFCNT90SS	4.00 x 4.00	102 x 102	Top Cover without Tabs	9.00	229	1.42	36
CT46EFCNT90SS	4.00 x 6.00	102 x 152	Top Cover without Tabs	11.00	279	2.16	55
CT66EFCNT90SS	6.00 x 6.00	152 x 152	Top Cover without Tabs	11.00	279	2.16	55
CT22EIC90SS	2.00 x 2.00	51 x 51	Inside Cover	6.00	152	—	—
CT33EIC90SS	3.00 x 3.00	76 x 76	Inside Cover	7.00	178	—	—
CT44EIC90SS	4.00 x 4.00	102 x 102	Inside Cover	9.00	229	—	—
CT46EIC90SS	4.00 x 6.00	102 x 152	Inside Cover	11.00	279	—	—
CT66EIC90SS	6.00 x 6.00	152 x 152	Inside Cover	11.00	279	—	—
CT22EOC90SS	2.00 x 2.00	51 x 51	Outside Cover	6.00	152	—	—
CT33EOC90SS	3.00 x 3.00	76 x 76	Outside Cover	7.00	178	—	—
CT44EOC90SS	4.00 x 4.00	102 x 102	Outside Cover	9.00	229	—	—
CT46EOC90SS	4.00 x 6.00	102 x 152	Outside Cover	11.00	279	—	—
CT66EOC90SS	6.00 x 6.00	152 x 152	Outside Cover	11.00	279	—	—
CT22PEFC90SS	2.00 x 2.00	51 x 51	Top Cover Perforated	6.00	152	—	—
CT33PEFC90SS	3.00 x 3.00	76 x 76	Top Cover Perforated	7.00	178	—	—
CT44PEFC90SS	4.00 x 4.00	102 x 102	Top Cover Perforated	9.00	229	—	—
CT46PEFC90SS	4.00 x 6.00	102 x 152	Top Cover Perforated	11.00	279	—	—
CT66PEFC90SS	6.00 x 6.00	152 x 152	Top Cover Perforated	11.00	279	—	—

90-DEGREE ELBOWS—TOP COVER SLOPED INWARD



Used wherever a 90-degree transition is required. Models without tabs connect directly to another elbow without using a splice.

BULLETIN: F23



89168777

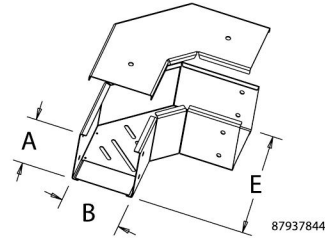
Catalog Number	AxB in.	AxB mm	Description	E (in.)	E (mm)	K (in.)	K (mm)
CTS33EFC90SS	3.00 x 3.00	76 x 76	Top Cover Sloped Inward	7.00	178	1.06	27
CTS44EFC90SS	4.00 x 4.00	102 x 102	Top Cover Sloped Inward	9.00	229	1.42	36
CTS46EFC90SS	4.00 x 6.00	102 x 152	Top Cover Sloped Inward	11.00	279	2.16	55
CTS66EFC90SS	6.00 x 6.00	152 x 152	Top Cover Sloped Inward	11.00	279	2.16	55
CTS33PEFC90SS	3.00 x 3.00	76 x 76	Top Cover Sloped Inward Perforated	7.00	178	1.06	27
CTS44PEFC90SS	4.00 x 4.00	102 x 102	Top Cover Sloped Inward Perforated	9.00	229	1.42	36
CTS46PEFC90SS	4.00 x 6.00	102 x 152	Top Cover Sloped Inward Perforated	11.00	279	2.16	55
CTS66PEFC90SS	6.00 x 6.00	152 x 152	Top Cover Sloped Inward Perforated	11.00	279	2.16	55

90-DEGREE ELBOWS—PERFORATED WITHOUT TABS



Used wherever a 90-degree transition is required.
BULLETIN: F23

Catalog Number	AxB in.	AxB mm	E (in.)	E (mm)
CT22PEFCNT90SS	2.00 x 2.00	51 x 51	6.00	152
CT33PEFCNT90SS	3.00 x 3.00	76 x 76	7.00	178
CT44PEFCNT90SS	4.00 x 4.00	102 x 102	9.00	229
CT46PEFCNT90SS	4.00 x 6.00	102 x 152	11.00	279
CT66PEFCNT90SS	6.00 x 6.00	152 x 152	11.00	279

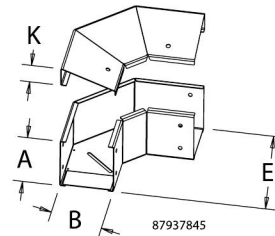


90-DEGREE ELBOWS—TOP COVER SLOPED INWARD WITHOUT TABS



Used wherever a 90-degree transition is required.
BULLETIN: F23

Catalog Number	AxB in./mm	E in./mm	K in./mm
CTS44EFCNT90SS	4.00 x 4.00	9.00	1.42
	102 x 102	229	36
CTS46EFCNT90SS	4.00 x 6.00	11.00	2.16
	102 x 152	279	55
CTS66EFCNT90SS	6.00 x 6.00	11.00	2.16
	152 x 152	279	55

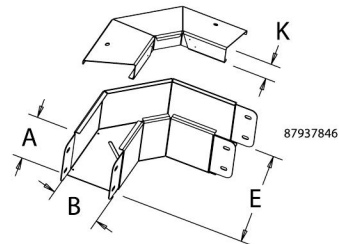


90-DEGREE ELBOWS—TOP COVER SLOPED OUTWARD WITH TABS



Used wherever a 90-degree transition is required.
BULLETIN: F23

Catalog Number	AxB in./mm	E in./mm	K in./mm
CTS44EFCO90SS	4.00 x 4.00	9.00	1.42
	102 x 102	229	36
CTS46EFCO90SS	4.00 x 6.00	11.00	2.16
	102 x 152	279	55
CTS66EFCO90SS	6.00 x 6.00	11.00	2.16
	152 x 152	279	55

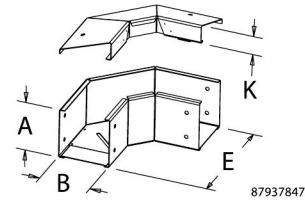


90-DEGREE ELBOWS—TOP COVER SLOPED OUTWARD WITHOUT TABS



Used wherever a 90-degree transition is required.
BULLETIN: F23

Catalog Number	AxB in./mm	E in./mm	K in./mm
CTS44EFCONT90SS	4.00 x 4.00	9.00	1.42
	102 x 102	229	36
CTS46EFCONT90SS	4.00 x 6.00	11.00	2.16
	102 x 152	279	55
CTS66EFCONT90SS	6.00 x 6.00	11.00	2.16
	152 x 152	279	55

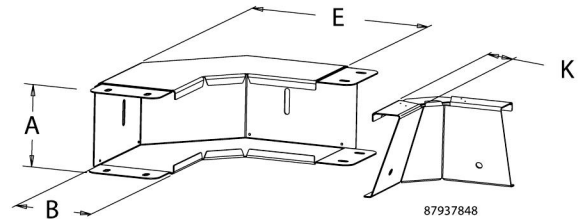


90-DEGREE ELBOWS—INSIDE COVER SLOPED



Used wherever a 90-degree transition is required.
BULLETIN: F23

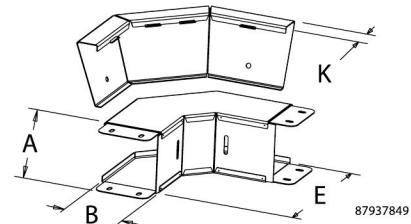
Catalog Number	AxB in./mm	E in./mm	K in./mm
CTS44EIC90SS	4.00 x 4.00	9.00	1.42
	102 x 102	229	36
CTS46EIC90SS	4.00 x 6.00	11.00	2.16
	102 x 152	279	55
CTS66EIC90SS	6.00 x 6.00	11.00	2.16
	152 x 152	279	55



90-DEGREE ELBOWS—OUTSIDE COVER SLOPED

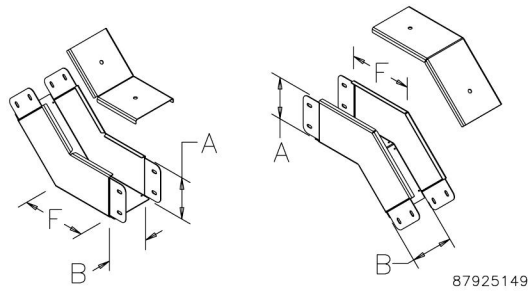


Used wherever a 90-degree transition is required.
BULLETIN: F23



Catalog Number	AxB in./mm	E in./mm	K in./mm
CTS44EOC90SS	4.00 x 4.00	9.00	1.42
	102 x 102	229	36
CTS46EOC90SS	4.00 x 6.00	11.00	2.16
	102 x 152	279	55
CTS66EOC90SS	6.00 x 6.00	11.00	2.16
	152 x 152	279	55

45-DEGREE ELBOWS

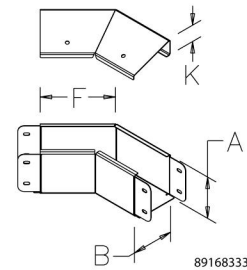


Used wherever a 45-degree transition is required.

BULLETIN: F23

Catalog Number	AxB in.	AxB mm	Description	F (in.)	F (mm)
CT22EFC45SS	2.00 x 2.00	51 x 51	Top Cover	4.57	116
CT33EFC45SS	3.00 x 3.00	76 x 76	Top Cover	4.98	127
CT44EFC45SS	4.00 x 4.00	102 x 102	Top Cover	5.96	151
CT46EFC45SS	4.00 x 6.00	102 x 152	Top Cover	6.79	173
CT66EFC45SS	6.00 x 6.00	152 x 152	Top Cover	6.79	173
CT22EIC45SS	2.00 x 2.00	51 x 51	Inside Cover	4.57	116
CT33EIC45SS	3.00 x 3.00	76 x 76	Inside Cover	4.98	127
CT44EIC45SS	4.00 x 4.00	102 x 102	Inside Cover	5.96	151
CT46EIC45SS	4.00 x 6.00	102 x 152	Inside Cover	6.79	173
CT66EIC45SS	6.00 x 6.00	152 x 152	Inside Cover	6.79	173
CT22EOC45SS	2.00 x 2.00	51 x 51	Outside Cover	4.57	116
CT33EOC45SS	3.00 x 3.00	76 x 76	Outside Cover	4.98	127
CT44EOC45SS	4.00 x 4.00	102 x 102	Outside Cover	5.96	151
CT46EOC45SS	4.00 x 6.00	102 x 152	Outside Cover	6.79	173
CT66EOC45SS	6.00 x 6.00	152 x 152	Outside Cover	6.79	173
CT22PEFC45SS	2.00 x 2.00	51 x 51	Top Cover Perforated	4.57	116
CT33PEFC45SS	3.00 x 3.00	76 x 76	Top Cover Perforated	4.98	127
CT44PEFC45SS	4.00 x 4.00	102 x 102	Top Cover Perforated	5.96	151
CT46PEFC45SS	4.00 x 6.00	102 x 152	Top Cover Perforated	6.79	173
CT66PEFC45SS	6.00 x 6.00	152 x 152	Top Cover Perforated	6.79	173

45-DEGREE ELBOWS—TOP COVER SLOPED INWARD



Used wherever a 45-degree transition is required.

BULLETIN: F23

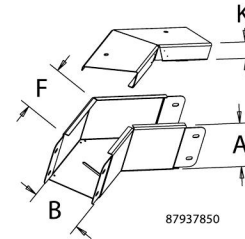
Catalog Number	AxB in.	AxB mm	Description	F (in.)	F (mm)	K (in.)	K (mm)
CTS33EFC45SS	3.00 x 3.00	76 x 76	Top Cover Sloped Inward	4.98	127	1.06	27
CTS44EFC45SS	4.00 x 4.00	102 x 102	Top Cover Sloped Inward	5.96	151	1.42	36
CTS46EFC45SS	4.00 x 6.00	102 x 152	Top Cover Sloped Inward	6.79	173	2.16	55
CTS66EFC45SS	6.00 x 6.00	152 x 152	Top Cover Sloped Inward	6.79	173	2.16	55
CTS33PEFC45SS	3.00 x 3.00	76 x 76	Top Cover Sloped Inward Perforated	4.98	127	1.06	27
CTS44PEFC45SS	4.00 x 4.00	102 x 102	Top Cover Sloped Inward Perforated	5.96	151	1.42	36
CTS46PEFC45SS	4.00 x 6.00	102 x 152	Top Cover Sloped Inward Perforated	6.79	173	2.16	55
CTS66PEFC45SS	6.00 x 6.00	152 x 152	Top Cover Sloped Inward Perforated	6.79	173	2.16	55

45-DEGREE ELBOWS—TOP COVER SLOPED OUTWARD



Used wherever a 45-degree transition is required.
BULLETIN: F23

Catalog Number	AxB in./mm	F in./mm	K in./mm
CTS44EFCO45SS	4.00 x 4.00 102 x 102	5.96 151	1.42 36
CTS46EFCO45SS	4.00 x 6.00 102 x 152	6.79 173	2.16 55
CTS66EFCO45SS	6.00 x 6.00 152 x 152	6.79 173	2.16 55

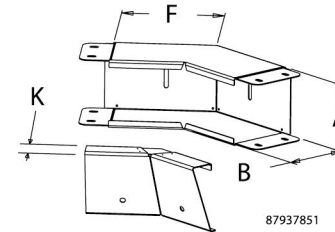


45-DEGREE ELBOWS—INSIDE COVER SLOPED



Used wherever a 45-degree transition is required.
BULLETIN: F23

Catalog Number	AxB in./mm	F in./mm	K in./mm
CTS66EIC45SS	6.00 x 6.00 152 x 152	6.79 173	2.16 55



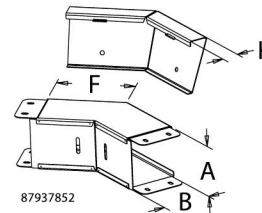
Catalog Number	AxB in./mm	F in./mm	K in./mm
CTS44EIC45SS	4.00 x 4.00 102 x 102	5.96 151	1.42 36
CTS46EIC45SS	4.00 x 6.00 102 x 152	6.79 173	2.16 55

45-DEGREE ELBOWS—OUTSIDE COVER SLOPED



Used wherever a 45-degree transition is required.
BULLETIN: F23

Catalog Number	AxB in./mm	F in./mm	K in./mm
CTS44EOC45SS	4.00 x 4.00 102 x 102	5.96 151	1.42 36
CTS46EOC45SS	4.00 x 6.00 102 x 152	6.79 173	2.16 55
CTS66EOC45SS	6.00 x 6.00 152 x 152	6.79 173	2.16 55



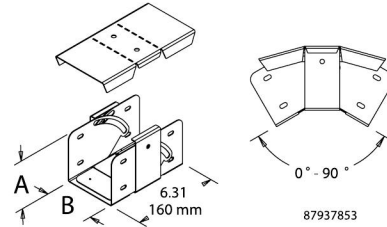
VARIABLE-ANGLE ELBOW FITTING



Adjustable from 0 to 90 degrees. Simplifies and saves field integration and installation time.

BULLETIN: F23

Catalog Number	AxB in.	AxB mm
CT22VSS	2.00 x 2.00	51 x 51
CT33VSS	3.00 x 3.00	76 x 76
CT44VSS	4.00 x 4.00	102 x 102
CT46VSS	4.00 x 6.00	102 x 152
CT66VSS	6.00 x 6.00	152 x 152

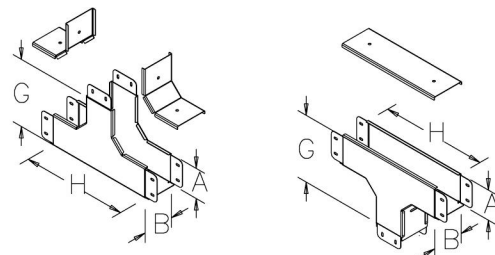


90-DEGREE TEE



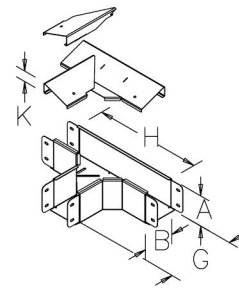
Available with or without perforations in three cover options: top, inside and outside. Used wherever two 90-degree transitions are required.

BULLETIN: F23



87925153

Catalog Number	AxB in.	AxB mm	Description	G (in.)	G (mm)	H (in.)	H (mm)
CT22TFCSS	2.00 x 2.00	51 x 51	Top Cover	3.00	152	10.00	254
CT33TFCSS	3.00 x 3.00	76 x 76	Top Cover	9.00	229	14.00	356
CT44TFCSS	4.00 x 4.00	102 x 102	Top Cover	7.00	178	11.00	279
CT46TFCSS	4.00 x 6.00	102 x 152	Top Cover	11.00	279	16.00	406
CT66TFCSS	6.00 x 6.00	152 x 152	Top Cover	11.00	279	16.00	406
CT33TICSS	3.00 x 3.00	76 x 76	Inside Cover	7.00	178	11.00	279
CT44TICSS	4.00 x 4.00	102 x 102	Inside Cover	9.00	229	14.00	356
CT46TICSS	4.00 x 6.00	102 x 152	Inside Cover	11.00	279	16.00	406
CT66TICSS	6.00 x 6.00	152 x 152	Inside Cover	11.00	279	16.00	406
CT22TOCSS	2.00 x 2.00	51 x 51	Outside Cover	6.00	152	10.00	254
CT33TOCSS	3.00 x 3.00	76 x 76	Outside Cover	7.00	178	11.00	279
CT44TOCSS	4.00 x 4.00	102 x 102	Outside Cover	9.00	229	14.00	356
CT46TOCSS	4.00 x 6.00	102 x 152	Outside Cover	11.00	279	16.00	406
CT66TOCSS	6.00 x 6.00	152 x 152	Outside Cover	11.00	279	16.00	406
CT22PTFCSS	2.00 x 2.00	51 x 51	Top Cover Perforated	6.00	152	10.00	254
CT33PTFCSS	3.00 x 3.00	76 x 76	Top Cover Perforated	7.00	178	11.00	279
CT44PTFCSS	4.00 x 4.00	102 x 102	Top Cover Perforated	9.00	229	14.00	356
CT46PTFCSS	4.00 x 6.00	102 x 152	Top Cover Perforated	11.00	279	16.00	406
CT66PTFCSS	6.00 x 6.00	152 x 152	Top Cover Perforated	11.00	279	16.00	406

90-DEGREE TEE-TOP COVER SLOPED INWARD


89168943

BULLETIN: F23

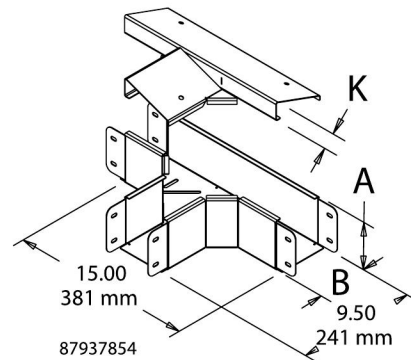
Catalog Number	AxB in.	AxB mm	Description	G (in.)	G (mm)	H (in.)	H (mm)	K (in.)	K (mm)
CTS33TFCSS	3.00 x 3.00	76 x 76	Top Cover Sloped	7.00	178	11.00	279	1.06	27
CTS44TFCSS	4.00 x 4.00	102 x 102	Top Cover Sloped	9.00	229	14.00	356	1.42	36
CTS46TFCSS	4.00 x 6.00	102 x 152	Top Cover Sloped	11.00	279	16.00	406	2.16	55
CTS66TFCSS	6.00 x 6.00	152 x 152	Top Cover Sloped	11.00	279	16.00	406	2.16	55
CTS33PTFCSS	3.00 x 3.00	76 x 76	Top Cover Sloped Perforated	7.00	178	11.00	279	1.06	27
CTS44PTFCSS	4.00 x 4.00	102 x 102	Top Cover Sloped Perforated	9.00	229	14.00	356	1.42	36
CTS46PTFCSS	4.00 x 6.00	102 x 152	Top Cover Sloped Perforated	11.00	279	16.00	406	2.16	55
CTS66PTFCSS	6.00 x 6.00	152 x 152	Top Cover Sloped Perforated	11.00	279	16.00	406	2.16	55

90-DEGREE TEE-TOP COVER SLOPED OUTWARD


Used wherever two 90-degree transitions are required.

BULLETIN: F23

Catalog Number	AxB in.	AxB mm	K (in.)	K (mm)
CTS44TFCOSS	4.00 x 4.00	102 x 102	1.42	36
CTS46TFCOSS	4.00 x 6.00	102 x 152	2.16	55
CTS66TFCOSS	6.00 x 6.00	152 x 152	2.16	55



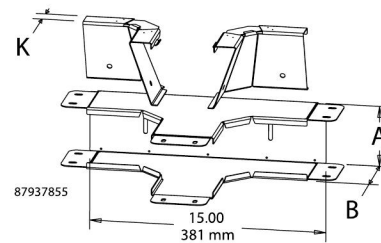
87937854

90-DEGREE TEE-INSIDE COVER SLOPED


Used wherever two 90-degree transitions are required.

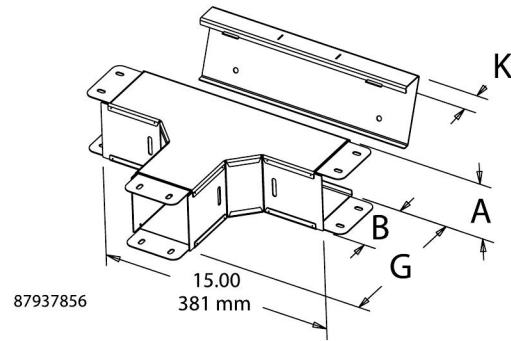
BULLETIN: F23

Catalog Number	AxB in.	AxB mm	K (in.)	K (mm)
CTS44TICSS	4.00 x 4.00	102 x 102	1.42	36
CTS46TICSS	4.00 x 6.00	102 x 152	2.16	55
CTS66TICSS	6.00 x 6.00	152 x 152	2.16	55



87937855

90-DEGREE TEE—OUTSIDE COVER SLOPED

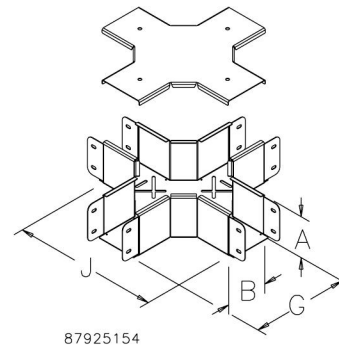


Used wherever two 90-degree transitions are required.

BULLETIN: F23

Catalog Number	AxB in.	AxB mm	G (in.)	G (mm)	K (in.)	K (mm)
CTS44TOCSS	4.00 x 4.00	102 x 102	9.00	229	1.42	36
CTS46TOCSS	4.00 x 6.00	102 x 152	11.00	279	2.16	55
CTS66TOCSS	6.00 x 6.00	152 x 152	11.00	279	2.16	55

CROSS



Available with or without perforations. Used where there are four branches.

BULLETIN: F23

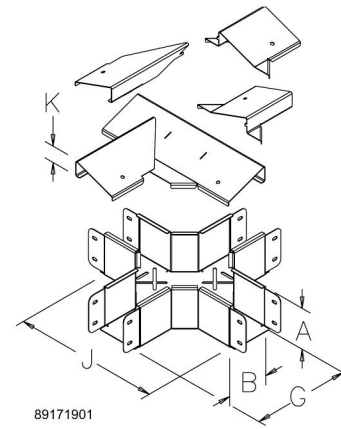
Catalog Number	AxB in.	AxB mm	Description	G (in.)	G (mm)	J (in.)	J (mm)
CT22CSS	2.00 x 2.00	51 x 51	Standard	6.00	152	10	254
CT33CSS	3.00 x 3.00	76 x 76	Standard	7.00	178	11.00	279
CT44CSS	4.00 x 4.00	102 x 102	Standard	9.00	229	14.00	356
CT46CSS	4.00 x 6.00	102 x 152	Standard	11.00	279	16.00	406
CT66CSS	6.00 x 6.00	152 x 152	Standard	11.00	279	16.00	406
CT22PCSS	2.00 x 2.00	51 x 51	Perforated	6.00	152	10.00	254
CT33PCSS	3.00 x 3.00	76 x 76	Perforated	7.00	178	11.00	279
CT44PCSS	4.00 x 4.00	102 x 102	Perforated	9.00	229	14.00	356
CT46PCSS	4.00 x 6.00	102 x 152	Perforated	11.00	279	16.00	406
CT66PCSS	6.00 x 6.00	152 x 152	Perforated	11.00	279	16.00	406

CROSS-SLOPED TOP



Available with or without perforations. Used where there are four branches. Kit includes both left and right sloped covers to create any configuration.

BULLETIN: F23



Catalog Number	AxB in./mm	Description	G in./mm	J in./mm	K in./mm
CTS33CSS	3.00 x 3.00	Sloped Top	7.00	11.00	1.06
	76 x 76		178	279	27
CT44CSS	4.00 x 4.00	Sloped Top	9.00	14.00	1.42
	102 x 102		229	356	36
CTS46CSS	4.00 x 6.00	Sloped Top	11.00	16.00	2.16
	102 x 152		279	406	55
CTS66CSS	6.00 x 6.00	Sloped Top	11.00	16.00	2.16
	152 x 152		279	406	55
CTS33PCSS	3.00 x 3.00	Perforated Sloped Top	7.00	11.00	1.06
	76 x 76		178	279	27
CTS44PCSS	4.00 x 4.00	Perforated Sloped Top	9.00	14.00	1.42
	102 x 102		229	356	36
CTS46PCSS	4.00 x 6.00	Perforated Sloped Top	11.00	16.00	2.16
	102 x 152		279	406	55
CTS66PCSS	6.00 x 6.00	Perforated Sloped Top	11.00	16.00	2.16
	152 x 152		279	406	55

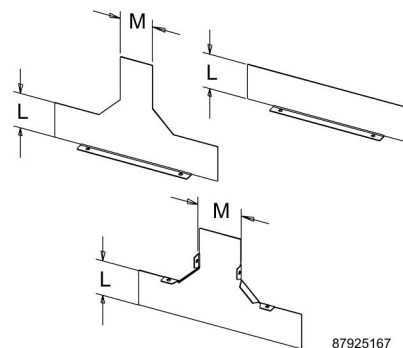
DIVIDER 90-DEGREE TEE



Used to divide a 90-degree tee into two sections.

BULLETIN: F23

Catalog Number	Fits Cable Tray Size	Description	L (in.)	L (mm)	M (in.)	M (mm)
CT33DTFCSS	3 x 3	Top Cover	2.13	54	—	—
CT44DTFCSS	4 x 4	Top Cover	3.13	79	—	—
CT46DTFCSS	4 x 6	Top Cover	3.13	79	—	—
CT66DTFCSS	6 x 6	Top Cover	5.13	130	—	—
CT33DTICSS	3 x 3	Inside Cover	2.13	54	1.75	45
CT44DTICSS	4 x 4	Inside Cover	3.13	79	2.75	70
CT66DTICSS	6 x 6	Inside Cover	5.13	130	4.75	121
CT33DTCSS	3 x 3	Outside Cover	2.13	54	2.58	66
CT44DTCSS	4 x 4	Outside Cover	3.13	79	3.70	94
CT66DTCSS	6 x 6	Outside Cover	5.13	130	5.70	145



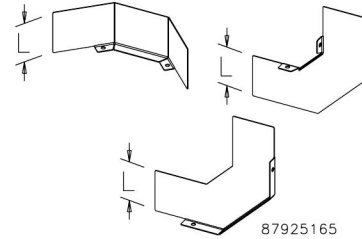
DIVIDER 90-DEGREE ELBOW



Used to divide a 90-degree elbow into two sections.

BULLETIN: F23

Catalog Number	Description	Fits Cable		
		Tray Size	L (in.)	L (mm)
CT33DEFC90SS	Top Cover	3 x 3	2.13	54
CT44DEFC90SS	Top Cover	4 x 4	3.13	79
CT46DEFC90SS	Top Cover	4 x 6	3.13	79
CT66DEFC90SS	Top Cover	6 x 6	5.13	130
CT33DEIC90SS	Inside Cover	3 x 3	2.13	54
CT44DEIC90SS	Inside Cover	4 x 4, 4 x 6	3.13	79
CT66DEIC90SS	Inside Cover	6 x 6	5.13	130
CT33DEOC90SS	Outside Cover	3 x 3	2.13	54
CT44DEOC90SS	Outside Cover	4 x 4, 4 x 6	3.13	79
CT66DEOC90SS	Outside Cover	6 x 6	5.13	130



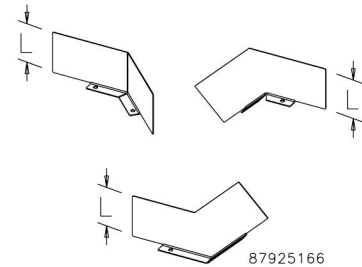
DIVIDER 45-DEGREE ELBOW



Used to divide a 45-degree elbow into two sections.

BULLETIN: F23

Catalog Number	Description	Fits Cable		
		Tray Size	L (in.)	L (mm)
CT33DEFC45SS	Top Cover	3 x 3	2.13	54
CT44DEFC45SS	Top Cover	4 x 4	3.13	79
CT46DEFC45SS	Top Cover	4 x 6	3.13	79
CT66DEFC45SS	Top Cover	6 x 6	5.13	130
CT33DEIC45SS	Inside Cover	3 x 3	2.13	54
CT44DEIC45SS	Inside Cover	4 x 4, 4 x 6	3.13	79
CT66DEIC45SS	Inside Cover	6 x 6	5.13	130
CT33DEOC45SS	Outside Cover	3 x 3	2.13	54
CT44DEOC45SS	Outside Cover	4 x 4, 4 x 6	3.13	79
CT66DEOC45SS	Outside Cover	6 x 6	5.13	130



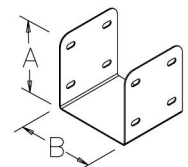
U-CONNECTOR



Used to connect two straight sections.

BULLETIN: F23

Catalog Number	AxB in./mm
CT22UCSS	2.00 x 2.00 51 x 51
CT33UCSS	3.00 x 3.00 76 x 76
CT44UCSS	4.00 x 4.00 102 x 102
CT46UCSS	4.00 x 6.00 102 x 152
CT66UCSS	6.00 x 6.00 152 x 152



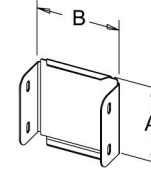
CLOSURE PLATE



Closes the end of a cable tray section or run.

BULLETIN: F23

Catalog Number	AxB in.	AxB mm	Description
CT22CPSS	2.00 x 2.00	51 x 51	Standard
CT33CPSS	3.00 x 3.00	76 x 76	Standard
CT44CPSS	4.00 x 4.00	102 x 102	Standard
CT46CPSS	4.00 x 6.00	102 x 152	Standard
CT66CPSS	6.00 x 6.00	152 x 152	Standard



87925156

CLOSURE PLATE—SLOPED TOP

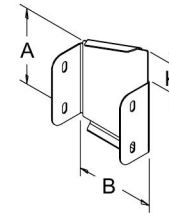


Closes the end of a cable tray section or run (left slope shown).

BULLETIN: F23

Catalog Number	AxB in.	AxB mm	Description	K (in.)	K (mm)
CTS33CPRSS	3.00 x 3.00	76 x 76	Sloped Right	1.06	27
CTS33CPLSS	3.00 x 3.00	76 x 76	Sloped Left	1.06	27

Catalog Number	AxB in.	AxB mm	Description	K (in.)	K (mm)
CTS44CPRSS	4.00 x 4.00	102 x 102	Sloped Right	1.42	36
CTS44CPLSS	4.00 x 4.00	102 x 102	Sloped Left	1.42	36
CTS46CPRSS	4.00 x 6.00	102 x 152	Sloped Right	2.16	55
CTS46CPLSS	4.00 x 6.00	102 x 152	Sloped Left	2.16	55
CTS66CPRSS	6.00 x 6.00	152 x 152	Sloped Right	2.16	55
CTS66CPLSS	6.00 x 6.00	152 x 152	Sloped Left	2.16	55



89171974

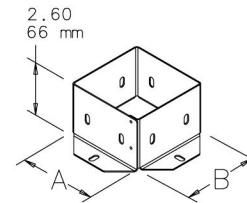
ENCLOSURE ADAPTER



Allows the cable tray to be securely connected to an enclosure.

BULLETIN: F23

Catalog Number	AxB in./mm
CT22AESS	2.00 x 2.00 51 x 51
CT33AESS	3.00 x 3.00 76 x 76
CT44AESS	4.00 x 4.00 102 x 102
CT46AESS	4.00 x 6.00 102 x 152
CT66AESS	6.00 x 6.00 152 x 152

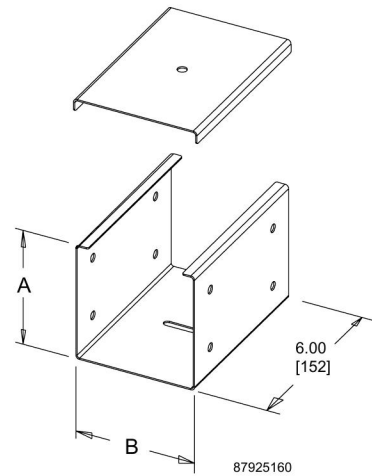


87925157

STRAIGHT SECTION SPLICE



Used to connect two fittings with tabs.
BULLETIN: F23

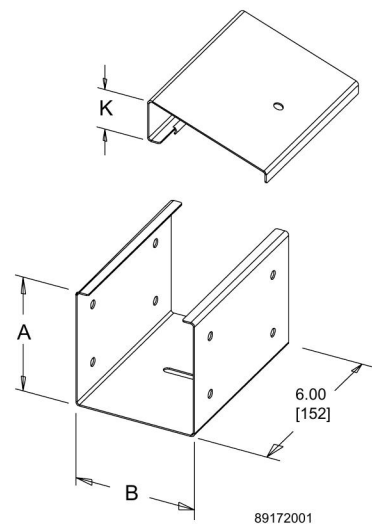


Catalog Number	AxB in.	AxB mm	Description
CT22SPSS	2.00 x 2.00	51 x 51	Standard
CT33SPSS	3.00 x 3.00	76 x 76	Standard
CT44SPSS	4.00 x 4.00	102 x 102	Standard
CT46SPSS	4.00 x 6.00	102 x 152	Standard
CT66SPSS	6.00 x 6.00	152 x 152	Standard
CT22PSPSS	2.00 x 2.00	51 x 51	Perforated
CT33PSPSS	3.00 x 3.00	76 x 76	Perforated
CT44PSPSS	4.00 x 4.00	102 x 102	Perforated
CT46PSPSS	4.00 x 6.00	102 x 152	Perforated
CT66PSPSS	6.00 x 6.00	152 x 152	Perforated

STRAIGHT SECTION SPLICE—SLOPED TOP



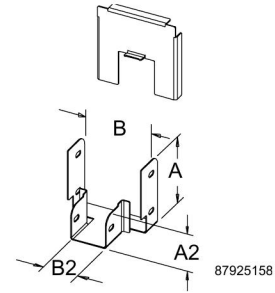
Used to connect two fittings with tabs.
BULLETIN: F23



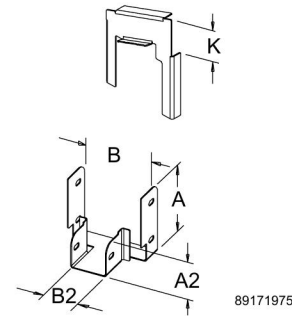
Catalog Number	AxB in.	AxB mm	Description	K (in.)	K (mm)
CTS33SPSS	3.00 x 3.00	76 x 76	Sloped Top	1.06	27
CTS44SPSS	4.00 x 4.00	102 x 102	Sloped Top	1.42	36
CTS46SPSS	4.00 x 6.00	102 x 152	Sloped Top	2.16	55
CTS66SPSS	6.00 x 6.00	152 x 152	Sloped Top	2.16	55
CTS33PSPSS	3.00 x 3.00	76 x 76	Sloped Top, Perforated	1.06	27
CTS44PSPSS	4.00 x 4.00	102 x 102	Sloped Top, Perforated	1.42	36
CTS46PSPSS	4.00 x 6.00	102 x 152	Sloped Top, Perforated	2.16	55
CTS66PSPSS	6.00 x 6.00	152 x 152	Sloped Top, Perforated	2.16	55

REDUCER


Used to reduce to a smaller size cable tray.

BULLETIN: F23


Catalog Number	AxB in.	AxB mm	Description	A2 (in.)	A2 (mm)	B2 (in.)	B2 (mm)
CT3322RSS	3.00 x 3.00	76 x 76	3 x 3 2 x 2 Standard	2.00	51	2.00	51
CT4433RSS	4.00 x 4.00	102 x 102	4 x 4 3 x 3 Standard	3.00	76	3.00	76
CT4422RSS	4.00 x 4.00	102 x 102	4 x 4 2 x 2 Standard	2.00	51	2.00	51
CT4644RSS	4.00 x 6.00	102 x 152	4 x 6 4 x 4 Standard	4.00	102	4.00	102
CT4633RSS	4.00 x 6.00	102 x 152	4 x 6 3 x 3 Standard	3.00	76	3.00	76
CT6622RSS	6.00 x 6.00	152 x 152	6 x 6 2 x 2 Standard	2.00	51	2.00	51
CT6646RSS	6.00 x 6.00	152 x 152	6 x 6 4 x 6 Standard	4.00	102	6.00	152
CT6644RSS	6.00 x 6.00	152 x 152	6 x 6 4 x 4 Standard	4.00	102	4.00	102
CT6633RSS	6.00 x 6.00	152 x 152	6 x 6 3 x 3 Standard	3.00	76	3.00	76

REDUCER—SLOPED TOP


Used to reduce to a smaller size cable tray (right slope shown).

BULLETIN: F23

Catalog Number	AxB in.	AxB mm	Description	A2 (in.)	A2 (mm)	B2 (in.)	B2 (mm)	K (in.)	K (mm)
CTS4433RRSS	4.00 x 4.00	102 x 102	4x4 3x3 Sloped Right	3.00	76	3.00	76	1.42	36
CTS4433RLSS	4.00 x 4.00	102 x 102	4x4 3x3 Sloped Left	3.00	76	3.00	76	1.42	36
CTS4633RRSS	4.00 x 6.00	102 x 152	4x6 3x3 Sloped Right	3.00	76	3.00	76	2.16	55
CTS4633RLSS	4.00 x 6.00	102 x 152	4x6 3x3 Sloped Left	3.00	76	3.00	76	2.16	55
CTS4644RRSS	4.00 x 6.00	102 x 152	4x6 4x4 Sloped Right	4.00	102	4.00	102	2.16	55
CTS4644RLSS	4.00 x 6.00	102 x 152	4x6 4x4 Sloped Left	4.00	102	4.00	102	2.16	55
CTS6633RRSS	6.00 x 6.00	152 x 152	6x6 3x3 Sloped Right	3.00	76	3.00	76	2.16	55
CTS6633RLSS	6.00 x 6.00	152 x 152	6x6 3x3 Sloped Left	3.00	76	3.00	76	2.16	55
CTS6644RRSS	6.00 x 6.00	152 x 152	6x6 4x4 Sloped Right	4.00	102	4.00	102	2.16	55
CTS6644RLSS	6.00 x 6.00	152 x 152	6x6 4x4 Sloped Left	4.00	102	4.00	102	2.16	55
CTS6646RRSS	6.00 x 6.00	152 x 152	6x6 4x6 Sloped Right	4.00	102	4.00	102	2.16	55
CTS6646RLSS	6.00 x 6.00	152 x 152	6x6 4x6 Sloped Left	4.00	102	4.00	102	2.16	55

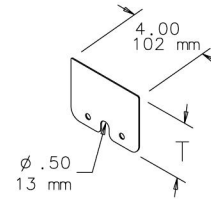
CABLE EXIT COVER



Covers cables that exit the side of the cable tray. Will cover a keyhole or slot used to pass the cable through.

BULLETIN: F23

Catalog Number
CT2233CEC
CT4466CEC



87925159

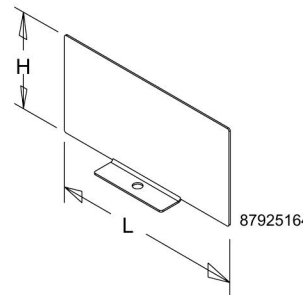
DIVIDER STRAIGHT SECTION SPLICE



Used to divide a straight section splice into two sections.

BULLETIN: F23

Catalog Number	H in./mm	L in./mm	Fits Cable Tray Size
CT33DSPSS	2.13 54	6.00 152	3 x 3
CT44DSPSS	3.13 79	6.00 152	4 x 4, 4 x 6
CT66DSPSS	5.13 130	6.00 152	6 x 6



87925164

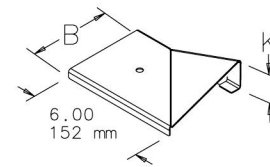
TRANSITION COVER




Transitions from a sloped to standard cable tray. Available with right- and left-hand slope. Will fit the Splice (order separately) or anywhere on a straight section (transition cover sloped to flat left-hand shown in drawing).

BULLETIN: F23

Catalog Number	Description	Fits Cable Tray Size	B in./mm	K in./mm
CTS33TCRSS	Transition Cover Sloped to Flat Right Hand	3 x 3	3.00 76	1.06 27
CTS33TCLSS	Transition Cover Sloped to Flat Left Hand	3 x 3	3.00 76	1.06 27
CTS44TCRSS	Transition Cover Sloped to Flat Right Hand	4 x 4	4.00 102	1.42 36
CTS44TCLSS	Transition Cover Sloped to Flat Left Hand	4 x 4	4.00 102	1.42 36
CTS46TCRSS	Transition Cover Sloped to Flat Right Hand	4 x 6, 6 x 6	6.00 152	2.16 55
CTS46TCLSS	Transition Cover Sloped to Flat Left Hand	4 x 6, 6 x 6	6.00 152	2.16 55



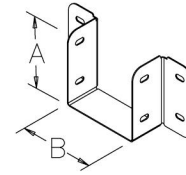
87925161

SIDE COUPLING


Used to connect straight sections or fittings to the side of a cable tray run. A cutout will be required in the side of the cable tray.

BULLETIN: F23

Catalog Number	AxB in.	AxB mm
CT22SCSS	2.00 x 2.00	51 x 51
CT33SCSS	3.00 x 3.00	76 x 76
CT44SCSS	4.00 x 4.00	102 x 102
CT46SCSS	4.00 x 6.00	102 x 152
CT66SCSS	6.00 x 6.00	152 x 152



87925162

FASTENER PACKAGE

1/4-20 stainless steel fasteners used to connect cable tray components.

BULLETIN: F23

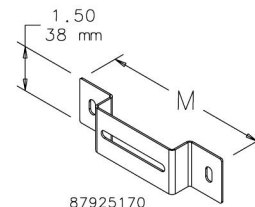
Catalog Number	Screws	Nuts
CT1420SS	100	100

HANGER BRACKET

Used to support a cable tray run. 20 per package.

BULLETIN: F23

Catalog Number	Fits Cable Tray Size	M in./mm
CT22HB	2x2	3.58 91
CT33HB	3x3	4.58 116
CT44HB	4x4	5.58 142
CT66HB	6x6	7.58 193



87925170

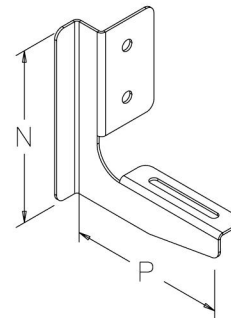
L-BRACKET

Used to support a cable tray run. Can be mounted to a vertical UNISTRUT® channel. 20 per package.

UNISTRUT is a registered trademark of Unistrut Corporation.

BULLETIN: F23

Catalog Number	Fits Cable Tray Size	N in./mm	P in./mm
CT22LB	2x2	3.00 76	3.64 92
CT33LB	3x3	4.00 102	4.64 118
CT44LB	4x4	5.00 127	5.64 143
CT66LB	6x6	7.64 194	7.64 194



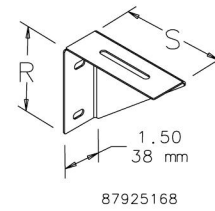
87925169

WALL BRACKET

Used to support a cable tray run. 20 per package.

BULLETIN: F23

Catalog Number	Fits Cable Tray Size	R in./mm	S in./mm
CT22WB	2 x	1.55 39	2.25 57
CT33WB	3 x 3	2.55 65	3.25 83
CT44WB	4 x 4	3.55 90	4.25 108
CT66WB	6 x 6	5.55 141	6.25 159



LATCH HARDWARE KITS

BULLETIN: F23

Catalog Number	Use with Cable Tray Size
CTLCHSS	2 x 2, 4 x 6, 6 x 6
CTLCH3SS	3 x 3
CTLCH4SS	4 x 4
CTSLCHSS	Sloped